

PHILIPS

Lighten your carbon footprint and drive energy savings with UltraEfficient LED lighting



innovation  you

philips.com/ultraefficientprof

1) See next slide

Step into a brighter, more sustainable future



Reducing energy consumption and minimizing carbon footprint are top priorities for society today. Did you know that lighting alone can account for approximately 15% of global electricity consumption?²

Switch and save with UltraEfficient lighting

While LED lighting offers a significant improvement in energy consumption over conventional lighting, there are still big differences across LED products. Our UltraEfficient range is specifically designed to help you save energy and reduce CO₂ emission, without compromising on light quality. With our innovative technology, you can immediately achieve energy savings from 5% to 75% compared to standard LED or conventional alternatives³. Plus, our products significantly reduce CO₂ emission throughout their entire lifecycle. Detailed information can be found in the Environmental Product Declarations on our [website](#).⁴

Choosing UltraEfficient LED lighting is a smart decision for you and a responsible choice for the planet.

1) This icon has been developed by Signify and is used as a self-certification for the Philips UltraEfficient lamps and luminaires meeting the standards of EU Energy Label A or B (lamps) and tier 3 [IEA 4E SSL ANNEX](#) (luminaires).

2) [Cities' road to 2050: Lighting the way to sustainable growth](#)

3) This range covers all products in this brochure, details can be found in specific product information.

4) You will find the EPD in the relevant product family page under "Downloads".



Discover our ultra-efficient product heroes

Indoor



CoreLine trunking



LuxSpace



LuxSpace Accent



GreenSpace Accent
Gen 2



StyliD Evo



GreenSpace Evo



GreenSpace
Evo mini



CoreLine panel



PowerBalance



TrueBlend



GentleSpace G4

Coming soon:



Pacific LED gen5



Maxos fusion



StoreSet Evo



StoreSet linear

Outdoor



AluRoad



UniStreet/LumiStreet



Luma

Lamps



LED bulb



LED tubes



LED spot GU10



LED SON-T



Indoor luminaires

CoreLine trunking UltraEfficient



Saves 21% in energy consumption compared to standard LED¹



Reduces CO₂ emission by 508 kg over the product lifetime compared to standard LED²



The annual energy savings compared to standard LED can charge 55 smartphones for a whole year³

194 lm/W efficacy

Color-consistent, uniform lighting

Easy to integrate into an Interact connected lighting installation



Covers a wide range of applications

Single layer, pre-assembled trunking solution (only two unique components needed to build a light line)

Available with integrated, decentralized emergency lighting



1) Philips CoreLine trunking UE LL234X 160S/840 1x PSD WB 7x1.5 compared to Philips CoreLine trunking LL234X 160S/840 1x PSD WB 7x1.5.

2) Based on the emission factor of 0.3 kg/kWh, Europe average. Greenhouse gases emitted per unit of generated electricity, measured in grams of CO₂ equivalents per kilowatt-hour as of 2023 based on [Our World in Data](#).

3) Charging a phone once a day will use about 0.15 kWh of electricity per month and 1.83 kWh of electricity per year. [Click here](#) for more details.

LuxSpace compact recessed UltraEfficient



Saves 24% in energy consumption compared to previous generation of this family¹



Reduces CO₂ emission by 58 kg over the product lifetime compared to standard LED²




The annual energy savings compared to standard LED can charge 9 smartphones for a whole year³

185 lm/W efficacy

Lighting for circularity (EPD available)

Easy to service and upgrade



Minimalist design with slimmer rim and multiple design choices

Excellent light quality with reduced perceived glare

Tunable-white offering human centric light recipes and scene-setting



1) Philips LuxSpace UE DN610B 20S/840 PSU-E C compared to Philips LuxSpace DN571B LED20S/840 PSU-E C.

2) Based on the emission factor of 0.3 kg/kWh, Europe average. Greenhouse gases emitted per unit of generated electricity, measured in grams of CO₂ equivalents per kilowatt-hour as of 2023 based on [Our World in Data](#).

3) Charging a phone once a day will use about 0.15 kWh of electricity per month and 1.83 kWh of electricity per year. [Click here](#) for more details.

LuxSpace Accent UltraEfficient



Saves 18% in energy consumption compared to standard LED¹



Reduces CO₂ emission by 51 kg over the product lifetime compared to standard LED²



The annual energy savings compared to standard LED can charge 8 smartphones for a whole year³

154 lm/W efficacy

Lighting for circularity (EPD available)

Different LED recipes for food retail applications and LED flavors for fashion retail stores



Wide range of applications thanks to multiple beam options and luminous flux of up to 6,000 lm

Featuring PerfectAccent optical platform for excellent shopper eye comfort

Extended service life due to simple repair



1) Philips LuxSpace Accent UE RS781B 39S/PW930 UE PSU-E HWB WH compared to Philips LuxSpace Accent RS781B 39S/PW930 PSU-E HWB WH.

2) Based on the emission factor of 0.3 kg/kWh, Europe average. Greenhouse gases emitted per unit of generated electricity, measured in grams of CO₂ equivalents per kilowatt-hour as of 2023 based on [Our World in Data](#).

3) Charging a phone once a day will use about 0.15 kWh of electricity per month and 1.83 kWh of electricity per year. [Click here](#) for more details.

GreenSpace Accent Gen 2 UltraEfficient



Saves 18% in energy consumption compared to standard LED¹



Reduces CO₂ emission by 65 kg over the product lifetime compared to standard LED²



The annual energy savings compared to standard LED can charge 10 smartphones for a whole year³

154 lm/W efficacy

Lighting for circularity (EPD available)

The neutral clean product design helps blend in with the ceiling

More sparkle and enhanced shopper eye comfort with PerfectAccent optics

Extend the useful life of the product with easy maintenance and upgrades

Easy aiming of the light



- 1) Philips GreenSpace Accent UE RS781B 39S/PW930 UE PSU-E HWB WH compared to Philips GreenSpace Accent RS781B 39S/PW930 PSU-E HWB WH.
- 2) Based on the emission factor of 0.3 kg/kWh, Europe average. Greenhouse gases emitted per unit of generated electricity, measured in grams of CO₂ equivalents per kilowatt-hour as of 2023 based on [Our World in Data](#).
- 3) Charging a phone once a day will use about 0.15 kWh of electricity per month and 1.83 kWh of electricity per year. [Click here](#) for more details.

StyliD Evo UltraEfficient



Saves 20% in energy consumption compared to standard LED¹



Reduces CO₂ emission by 65 kg over the product lifetime compared to standard LED²



The annual energy savings compared to standard LED can charge 10 smartphones for a whole year³



159 lm/W efficacy

Lighting for circularity (EPD available)

Extended service life due to simple repair



Wide range of applications thanks to multiple beam options and luminous flux up to 6,400 lm

Featuring PerfectAccent optical platform for excellent shopper eye comfort

Different LED recipes for food retail applications and LED flavors for fashion retail stores

1) Philips StyliD Evo UE ST770T 39S/PW930 PSU MB FG BK compared to Philips StyliD Evo ST770T 39S/PW930 UE PSU MB FG BK.

2) Based on the emission factor of 0.3 kg/kWh, Europe average. Greenhouse gases emitted per unit of generated electricity, measured in grams of CO₂ equivalents per kilowatt-hour as of 2023 based on [Our World in Data](#).

3) Charging a phone once a day will use about 0.15 kWh of electricity per month and 1.83 kWh of electricity per year. [Click here](#) for more details.

GreenSpace Evo UltraEfficient



Saves 26% in energy consumption compared to standard LED¹



Reduces CO₂ emission by 62 kg over the product lifetime compared to standard LED²



The annual energy savings compared to standard LED can charge 10 smartphones for a whole year³

159 lm/W efficacy

Lighting for circularity (EPD available)

Extended service life due to simple repair



Wide range of applications thanks to multiple beam options and luminous flux up to 6,400 lm

Featuring PerfectAccent optical platform for excellent shopper eye comfort

Different LED recipes for food retail applications and LED flavors for fashion retail stores



1) Philips GreenSpace Evo UE ST333T 27S PW930 PSU WB compared to Philips GreenSpace Evo ST333T 27S PW930 UE PSU WB.

2) Based on the emission factor of 0.3 kg/kWh, Europe average. Greenhouse gases emitted per unit of generated electricity, measured in grams of CO₂ equivalents per kilowatt-hour as of 2023 based on [Our World in Data](#).

3) Charging a phone once a day will use about 0.15 kWh of electricity per month and 1.83 kWh of electricity per year. [Click here](#) for more details.

GreenSpace Evo mini UltraEfficient



Saves 26% in energy consumption compared to standard LED¹



Reduces CO₂ emission by 62 kg over the product lifetime compared to standard LED²



The annual energy savings compared to standard LED can charge 10 smartphones for a whole year³

146 lm/W efficacy

Lighting for circularity (EPD available)

Recycled materials and high energy efficiency help further reduce the carbon footprint of the product

The sleek and subtle design fits perfectly in any installation

Extend the useful life of the product with easy serviceability and upgradeability

More sparkle and enhanced shopper eye comfort with PerfectAccent deep reflectors



1) Philips GreenSpace projector UE ST332T 27S PW930 PSU WB compared to Philips GreenSpace projector ST332T 27S PW930 UE PSU WB.

2) Based on the emission factor of 0.3 kg/kWh, Europe average. Greenhouse gases emitted per unit of generated electricity, measured in grams of CO₂ equivalents per kilowatt-hour as of 2023 based on [Our World in Data](#).

3) Charging a phone once a day will use about 0.15 kWh of electricity per month and 1.83 kWh of electricity per year. [Click here](#) for more details.

CoreLine panel UltraEfficient



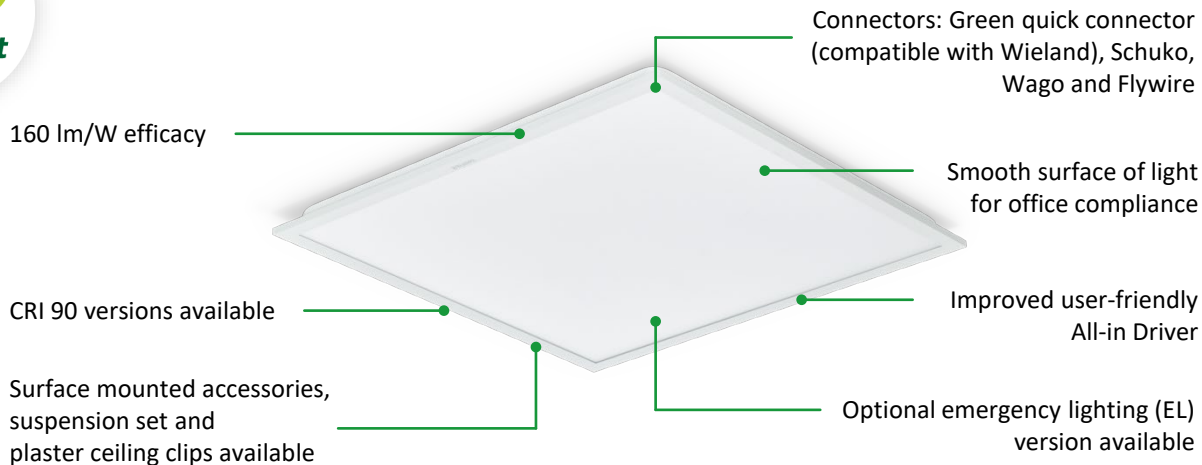
Saves 69% in energy consumption compared to fluorescent tubes¹



Reduces CO₂ emission by 1,653 kg over the product lifetime compared to four fluorescent tubes²



The annual energy savings compared to four fluorescent tubes can charge 79 smartphones for a whole year³



- 1) Philips CoreLine panel UE RC132V G6 36S/UE840 PSU W60L60 OC compared to four Philips MASTER TL-D 1500mm 72W (operating on electro-magnetic ballast with 14W ballast loss; banned since 2023). The lights are on for an average of 10 hours per day, 255 days of the year (2,550 hours annually).
- 2) Based on the emission factor of 0.3 kg/kWh, Europe average. Greenhouse gases emitted per unit of generated electricity, measured in grams of CO₂ equivalents per kilowatt-hour as of 2023 based on [Our World in Data](#).
- 3) Charging a phone once a day will use about 0.15 kWh of electricity per month and 1.83 kWh of electricity per year. [Click here](#) for more details.

PowerBalance UltraEfficient



Saves 24% in energy consumption compared to standard LED¹



Reduces CO₂ emission by 81 kg over the product lifetime compared to standard LED²




The annual energy savings compared to standard LED can charge 7 smartphones for a whole year³



174 lm/W efficacy

Iconic product appearance design

Interact Ready connectivity:
Wireless version and integrated sensor version



Tunable White and BioUp technology for human-centric lighting

Lower UGR for glare control (UGR16)

Product size:
600 × 600mm,
300 × 1200mm



- 1) Philips PowerBalance G4 UE RC461B 40S/UE840 DEIA W60L60 VPC compared to Philips PowerBalance G4 RC461B 34S/940 PSD W60L60 VPC.
- 2) Based on the emission factor of 0.3 kg/kWh, Europe average. Greenhouse gases emitted per unit of generated electricity, measured in grams of CO₂ equivalents per kilowatt-hour as of 2023 based on [Our World in Data](#).
- 3) Charging a phone once a day will use about 0.15 kWh of electricity per month and 1.83 kWh of electricity per year. [Click here](#) for more details.
- 4) For the total installation savings and return on investment mentioned on the website www.philips.com/ultraefficientprof. The calculations are based on Philips PowerBalance G4 UE RC461B 40S/UE840 DEIA W60L60 VPC compared to Philips PowerBalance G4 RC461B 34S/940 PSD W60L60 VPC. The lights are on for an average of 10 hours per day, 255 days of the year (2,550 hours annually). The average energy cost is 0.252 €/kWh according to the latest [Eurostat report](#), and it is calculated for the non-household consumers in Europe, valid in H12023, based on 27 countries, all taxes and levies included. The data presented is an illustrative forecast based on a proprietary model developed by Signify to help customers understand the impact of lighting on the environment. Signify's „Green Switch conventional light point conversion model“ uses input from numerous sources, references, and data points (available upon request) to generate a simulated view of a given market's energy consumption, but the accuracy of which cannot be verified. The thousand separator is a comma (,) and the decimal separator is a period (.).

TrueBlend UltraEfficient



Saves 12% in energy consumption compared to standard LED¹



Reduces CO₂ emission by 49 kg over the product lifetime compared to standard LED²



The annual energy savings compared to standard LED can charge 4 smartphones for a whole year³

185 lm/W efficacy



Designed to support a circular economy, sustainability goals and employee well-being

Ready to connect (Interact Ready Systems)

Catering to wide variety in ceilings and dimensions

A choice of different optics

Additional options in air handling, integrated emergency lighting, sensor integration, connectors and housing colors



1) Philips TrueBlend UE RC453B 40S/UE840 DLO L1200 W300 B30 compared to Philips TrueBlend RC453B 40S/840 DLO L1200 W300 B30.

2) Based on the emission factor of 0.3 kg/kWh, Europe average. Greenhouse gases emitted per unit of generated electricity, measured in grams of CO₂ equivalents per kilowatt-hour as of 2023 based on [Our World in Data](#).

3) Charging a phone once a day will use about 0.15 kWh of electricity per month and 1.83 kWh of electricity per year. [Click here](#) for more details.

GentleSpace G4 UltraEfficient



Saves 10% in energy consumption compared to standard LED¹



Reduces CO₂ emission by 331 kg over the product lifetime compared to standard LED²



The annual energy savings compared to standard LED can charge 54 smartphones for a whole year³

189 lm/W efficacy

Wide variety of optics

Interact Ready connectivity for smart lighting

Meets lighting for circularity criteria (EPD available)



Withstands the harshest conditions and environments

High-quality lighting for any application

Excellent light uniformity and low glare



1) Philips GentleSpace UE BY581P 250S/840 UE PSU WB GC SI compared to Philips GentleSpace BY581P 250S/840 PSU WB GC SI.

2) Based on the emission factor of 0.3 kg/kWh, Europe average. Greenhouse gases emitted per unit of generated electricity, measured in grams of CO₂ equivalents per kilowatt-hour as of 2023 based on [Our World in Data](#).

3) Charging a phone once a day will use about 0.15 kWh of electricity per month and 1.83 kWh of electricity per year. [Click here](#) for more details.



Outdoor luminaires

AluRoad UltraEfficient



Saves 65% in energy consumption compared to standard LED¹



Reduces CO₂ emission by 3,630 kg over the product lifetime compared to standard LED²



The annual energy savings compared to standard LED can charge 808 smartphones for a whole year³

172 lm/W efficacy (selected configurations)

Lighting for circularity (based on recycled materials, see EPD for details)



Easy to integrate into an Interact connected lighting installation

White light with CRI>70



- 1) Philips AluRoad UE BGP 026 LED 113 740 59W compared to Philips AluRoad SRP222 SON-T 169W for equivalent system flux.
- 2) Based on the emission factor of 0.3 kg/kWh, Europe average. Greenhouse gases emitted per unit of generated electricity, measured in grams of CO₂ equivalents per kilowatt-hour as of 2023 based on [Our World in Data](#).
- 3) Charging a phone once a day will use about 0.15 kWh of electricity per month and 1.83 kWh of electricity per year. [Click here](#) for more details.

UniStreet/LumiStreet UltraEfficient



Saves 5% in energy consumption compared to standard LED¹



Reduces CO₂ emission by 255 kg over the product lifetime compared to standard LED²



The annual energy savings compared to standard LED can charge 62 smartphones for a whole year³

198 lm/W efficacy (selected configurations)

Lighting for circularity (based on recycled materials, see EPD for details)



Die-casting material from >80% recycled aluminum

Wide application coverage with optimized light distribution, including internal and external louvers

More flux in smaller product size for lower investment



- 1) Philips UniStreet/LumiStreet UE BGP 283 LED 95 740 L98 45.5W compared to Philips BGS 204 LED 95 740 L93 54W for equivalent system flux.
- 2) Based on the emission factor of 0.3 kg/kWh, Europe average. Greenhouse gases emitted per unit of generated electricity, measured in grams of CO₂ equivalents per kilowatt-hour as of 2023 based on [Our World in Data](#).
- 3) Charging a phone once a day will use about 0.15 kWh of electricity per month and 1.83 kWh of electricity per year. [Click here](#) for more details.

Luma UltraEfficient



Saves 6% in energy consumption compared to standard LED¹



Reduces CO₂ emission by 315 kg over the product lifetime compared to standard LED²



The annual energy savings compared to standard LED can charge 77 smartphones for a whole year³



196 lm/W efficacy (selected configurations)

Lighting for circularity (based on recycled materials, see EPD for details)



Die-casting material from >85% recycled aluminum

More flux in smaller product size for lower investment and better TCO

Sustainable, post-industrial plastic material used in gear-flex

- 1) Philips Luma UE BGP 704 LED 95 740 L98 45.5W compared to Philips BGP623 Luma gen1 LED 95 740 56W for equivalent system flux.
- 2) Based on the emission factor of 0.3 kg/kWh, Europe average. Greenhouse gases emitted per unit of generated electricity, measured in grams of CO₂ equivalents per kilowatt-hour as of 2023 based on [Our World in Data](#).
- 3) Charging a phone once a day will use about 0.15 kWh of electricity per month and 1.83 kWh of electricity per year. [Click here](#) for more details.
- 4) For the total installation savings and return on investment mentioned on the website www.philips.com/ultraefficientprof. The calculations are based on Philips Luma UE BGP 704 LED 95 740 L98 45.5W compared to Philips BGP623 Luma gen1 LED 95 740 56W for equivalent system flux. The lights are on for an average of 11 hours per day, 365 days of the year (4,015 hours annually). The average energy cost is 0.252 €/kWh according to the latest [Eurostat report](#), and it is calculated for the non-household consumers in Europe, valid in H12023, based on 27 countries, all taxes and levies included. The data presented is an illustrative forecast based on a proprietary model developed by Signify to help customers understand the impact of lighting on the environment. Signify's „Green Switch conventional light point conversion model“ uses input from numerous sources, references, and data points (available upon request) to generate a simulated view of a given market's energy consumption, but the accuracy of which cannot be verified. The thousand separator is a comma (,) and the decimal separator is a period (.).



Lamps

MASTER LEDbulb UltraEfficient



Saves 50% in energy consumption compared to standard LED¹



Reduces CO₂ emission by 3310 kg over the product lifetime compared to standard LED²



The annual energy savings compared to standard LED can charge 9 smartphones for a whole year³



210 lm/W efficacy


Filament orientation designed for most efficient light output

Optimized filament position for better thermal control

No flicker, reduced glare, CRI 80

Optimization of driver architecture and component design to improve efficiency

More compact size to fit into E-cap



1) Philips MASTER LEDbulb UE 4W A60 compared to Philips CorePro LEDbulb 8W A60 (referred to as standard LED bulb).

2) Based on the emission factor of 0.3 kg/kWh, Europe average. Greenhouse gases emitted per unit of generated electricity, measured in grams of CO₂ equivalents per kilowatt-hour as of 2023 based on [Our World in Data](#).

3) Charging a phone once a day will use about 0.15 kWh of electricity per month and 1.83 kWh of electricity per year. [Click here](#) for more details.

MASTER LEDtube UltraEfficient



Saves 75% in energy consumption compared to fluorescent tubes¹



Reduces CO₂ emission by 1632 kg over the product lifetime compared to fluorescent tubes²



The annual energy savings compared to fluorescent tubes can charge 24 laptops for a whole year³



210 lm/W ultra efficiency

Plastic design makes it truly shatterproof according to IEC 61549 standards



Rotatable end cap that gives light where needed



- 1) Fluorescent tube calculations are based on Philips MASTER LEDtube UE EELA 1500mm 17.6W (operating on direct mains) compared to Philips MASTER TL-D 1500mm 58W (operating on electro-magnetic ballast with 14W ballast loss; banned since 2023).
- 2) Based on the emission factor of 0.3 kg/kWh, Europe average. Greenhouse gases emitted per unit of generated electricity, measured in grams of CO₂ equivalents per kilowatt-hour as of 2023 based on [Our World in Data](#).
- 3) Under typical daily usage, laptops use 0.055 kWh per day and 20.24 kWh per year, on average. [Click here](#) for more details.

MASTER Value LEDtube UltraEfficient



Saves 69% in energy consumption compared to fluorescent tubes¹



Reduces CO₂ emission by 1122 kg over the product lifetime compared to fluorescent tubes²



The annual energy savings compared to fluorescent tubes can charge 22 laptops for a whole year³



185 lm/W energy efficiency

High lumen output of as much as 4,100 lm ensures bright light in various applications



Glass platform with 190° beam angle to ensure light uniformity



- 1) Fluorescent tube calculations are based on Philips MASTER Value LEDtube UE 1500mm 22.1W (operating on direct mains) compared to Philips MASTER TL-D 1500mm 58W (operating on electro-magnetic ballast with 14W ballast loss; banned since 2023).
- 2) Based on the emission factor of 0.3 kg/kWh, Europe average. Greenhouse gases emitted per unit of generated electricity, measured in grams of CO₂ equivalents per kilowatt-hour as of 2023 based on [Our World in Data](#).
- 3) Under typical daily usage, laptops use 0.055 kWh per day and 20.24 kWh per year, on average. [Click here](#) for more details.

MASTER LEDspot UltraEfficient GU10



Saves 50% in energy consumption compared to standard LED¹



Reduces CO₂ emission by 3750 kg over the product lifetime compared to standard LED²



The annual energy savings compared to standard LED can charge 5 smartphones for a whole year³

Special LED design with compact size fit for small size spot lights

Excellent thermal management system for very long lifetime of 50,000 hours

Best LED system integration design to enable highest driver and optical efficiency



Special lens design to optimize light output efficiency

High efficiency phosphor

Revolutionary driver design boosts energy efficiency, dramatically reducing power consumption

1) Philips MASTER LEDspot UE 50W EELA compared to Philips LEDspot GU10 50W (referred to as standard LED spot).

2) Based on the emission factor of 0.3 kg/kWh, Europe average. Greenhouse gases emitted per unit of generated electricity, measured in grams of CO₂ equivalents per kilowatt-hour as of 2023 based on [Our World in Data](#).

3) Charging a phone once a day will use about 0.15 kWh of electricity per month and 1.83 kWh of electricity per year. [Click here](#) for more details.



MASTER LED SON-T UltraEfficient



Saves 65% in energy consumption compared to conventional HID¹



Reduces CO₂ emission by 1043 kg over the product lifetime compared to conventional HID²



The annual energy savings compared to a conventional HID can power an e-bike for 3,556 kilometers³



Impressive output:
Maximum performance
meets ultra-efficiency

High efficiency GaN
driver design



As much as 9,000 lm output
thanks to mega-filament

E27/E40 end caps



- 1) Philips MASTER SON-T UE 42.8W compared to Philips SON-T 100W E40 lamps (incl. 10W ballast losses).
- 2) Based on the emission factor of 0.3 kg/kWh, Europe average. Greenhouse gases emitted per unit of generated electricity, measured in grams of CO₂ equivalents per kilowatt-hour as of 2023 based on [Our World in Data](#).
- 3) Average annual distance of one e-bike sharing is 10.000 km ([click here](#) for more details). One e-bike annual charging is 225 kWh/km ([click here](#) for more details).

Get into pole position
with high-performance,
energy-efficient Philips LED



Philips is a lighting brand by Signify,
Official Lighting Partner of
Mercedes-AMG PETRONAS F1 Team

Official Team Partner



AMG
PETRONAS
FORMULA ONE TEAM

