



Stonco LED Slim flood is your best value for discreet and modern design on your floodlighting projects. Versatile and stylish with six different sizes to choose from, Slim flood provides application flexibility for ground, wall, or pole mount installations. Ideal for sign lighting, building facades, security lighting, and general purpose floodlighting applications. The discreet low profile design will not interfere with your landscape layouts.

Project: _____
 Location: _____
 Cat.No: _____
 Type: _____
 Notes: _____

Ordering guide

example: TF200-NW-G1-Y-FL-8-BZ

Luminaire	LED Color	Generation G1	Mounting	Distribution FL	Voltage 8	Finish BZ
TF10 LED SlimFlood 10W TF30 LED SlimFlood 30W TF50 LED SlimFlood 50W	WW Warm White 3000, 80CRI NW Neutral White 4000K, 80CRI CW Cool White 5000K, 80CRI	G1 Generation 1	K ¹ Knuckle (½" NPS male) and Yoke Mount combination	FL Flood	8 120-277VAC	BZ Bronze
TF100 LED SlimFlood 100W TF150 LED SlimFlood 150W TF200 LED SlimFlood 200W	NW Neutral White 4000K, 80CRI CW Cool White 5000K, 80CRI		Y ² Yoke Mount only			

- K** Knuckle Mount and Yoke Mount combination available with TF10 / TF30 / TF50.
- Y** Yoke Mount only available with TF100 / TF150 / TF200.
- WW** Warm White only available with TF10 / TF30 / TF50.

Product Specifications

Housing and Heat Sink

Single piece die cast aluminum alloy. Housing also acts as a heat sink, designed to ensure high efficacy and superior cooling by natural convection. Air flow pattern always close to LEDs and driver optimizing their efficiency and life. Product does not use any cooling device with moving parts (only passive cooling).

Mounting

Suitable for mounting within 4' (1.2m) of the ground.

Knuckle (K, see Ordering guide): K mounting option provides a unique 2-in-1 combo, includes a versatile yoke bracket for flat surfaces, as well as 1/2" NPS Knuckle mounting for easy connection to electrical junction boxes. Ships fully assembled with 3' (1m) long power cord.

Yoke (Y, see Ordering guide): Integral structural steel adjustable yoke (Y) for direct surface mounting, painted for resistance to corrosion, with bolt to lock in aiming angle. Ships fully assembled, ready to install. Three foot (3' or 0.9144m) watertight STW 16 gauge cord exits out of Housing for connection by others, IP66 liquid tight connector to seal cord exit point.

Lens

Heat and impact resistant tempered glass lens and electronics compartment providing an IP65 seal. Lens secured with silicone seal and clips, lens includes silk screen for aesthetic purposes.

IK Rating

IK07 impact resistance rating for lens.

Surge Protection

Provided integral inside driver:
 10/30/50W: 2KV
 100/150/200W: 4KV

Light Engine

Composed of 3 main components: LED Module / Optical System / Driver. Electrical components are RoHS compliant. LEDs tested by ISO 17025-2005 accredited lab in accordance with IESNA LM-80 guidelines extrapolations in accordance with IESNA TM-21. Metal core substrate ensures greater heat transfer and longer lifespan.

LED Module

Composed of mid-power performance white LEDs. Color temperature as per ANSI/NEMA bin Neutral White-4000 Kelvin nominal, Warm White-3000 Kelvin nominal, & Cool White-5000 Kelvin nominal (3985 +/- 275K or 3710K to 4260K), CRI 80 Min.

Optical System

Flood distribution, optimized for target lumens and a superior lighting uniformity. Photometric performance shall be tested per LM-79 (IESNA) certifying its photometric performance and published in accordance with LM-63.

Driver

High power factor of 0.9 min. Electronic driver, operating range 50/60 Hz, Class 1 or Class 2.

Wiring

Insulated internal wiring located inside the housing, silicone seals all places where wiring passes through openings including sealed where it exits the luminaire for knuckle and trunnion mount. Due to the inrush current that occurs with electronic drivers, recommend using a time delay or slow blow fuse to avoid unnecessary and unwanted fuse blowing that can occur with fast acting fuses.

Hardware

All exposed screws shall be stainless steel and/or corrosion resistant and captive. All seals and sealing devices are made and/or lined with EPDM and/or silicone and/or rubber.

Finish

Fade and abrasion resistant, electrostatically applied, thermally cured, triglycidyl isocyanurate (TGIC) polyester powdercoat textured bronze finish.

LED Products Manufacturing Standard

The electronic components sensitive to electrostatic discharge (ESD) such as light emitting diodes (LEDs) are assembled in compliance with EC61340-5-1 and ANSI/ ESD S20.20 standards so as to eliminate ESD events that could decrease the useful life of the product.

Vibration Resistance

Knuckle and Yoke mounts meet the ANSI C136.31 luminaire vibration specifications for normal applications (1.5G).

Certifications and Compliance

cETLus Listed for Canada and USA. DesignLights Consortium qualified. Entire luminaire is rated for operation in ambient temperature of -40°C (-40°F) up to +40°C (+104°F).

IP65 Rating

Entire luminaire including light engine and driver/electrical compartment IP65 rated in all aiming positions including upward aiming floodlighting applications.

Limited Warranty

5-year limited warranty. See signify.com/warranties for details and restrictions. Visit our eCatalog or contact your local sales representative for more information.

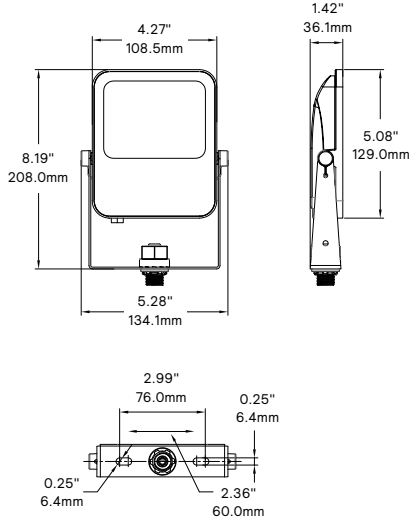


TF10/30/50/100/150/200 Slim flood

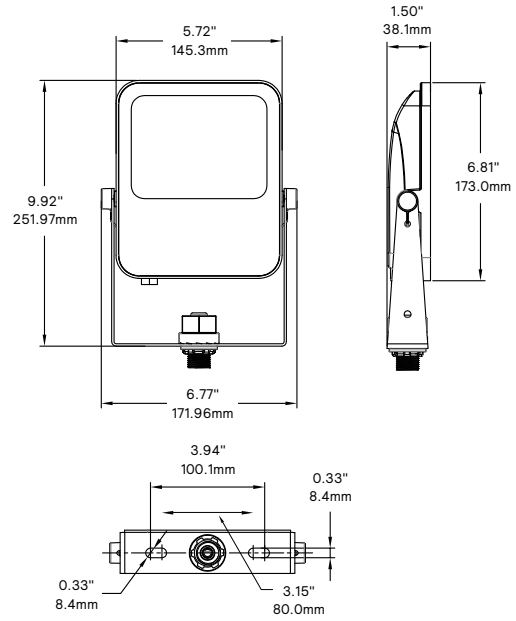
LED floodlights, 10-200W

Dimensions TF10/30/50

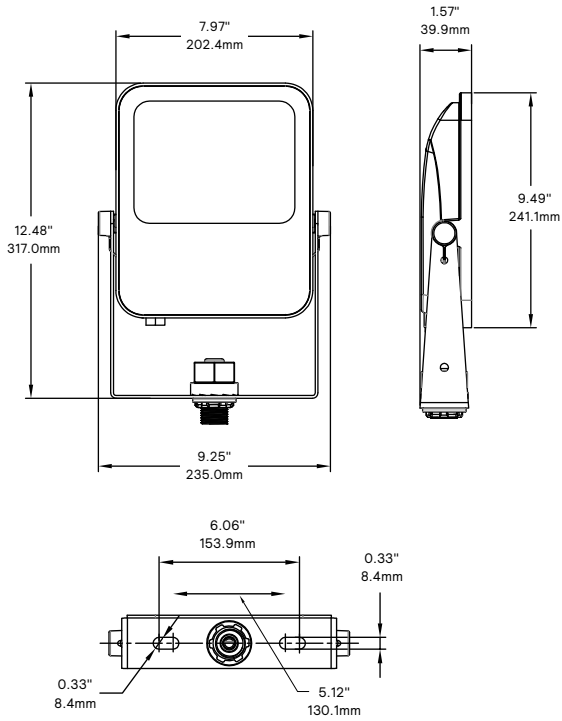
TF10



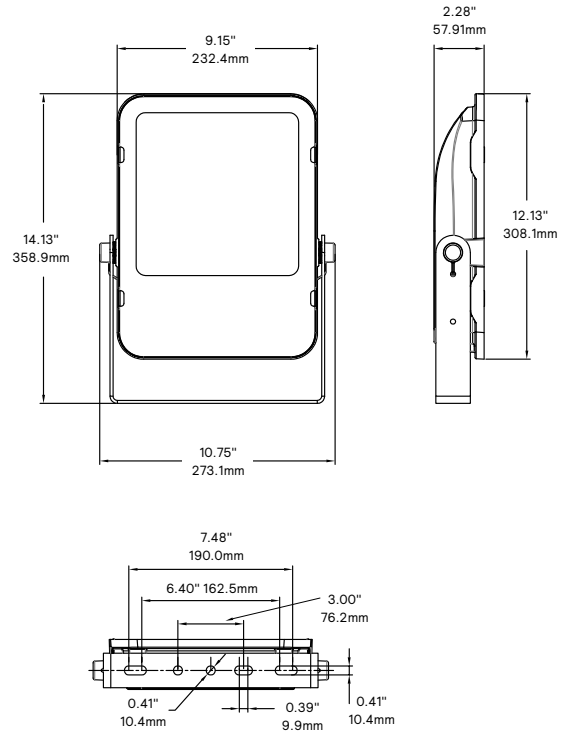
TF30



TF50



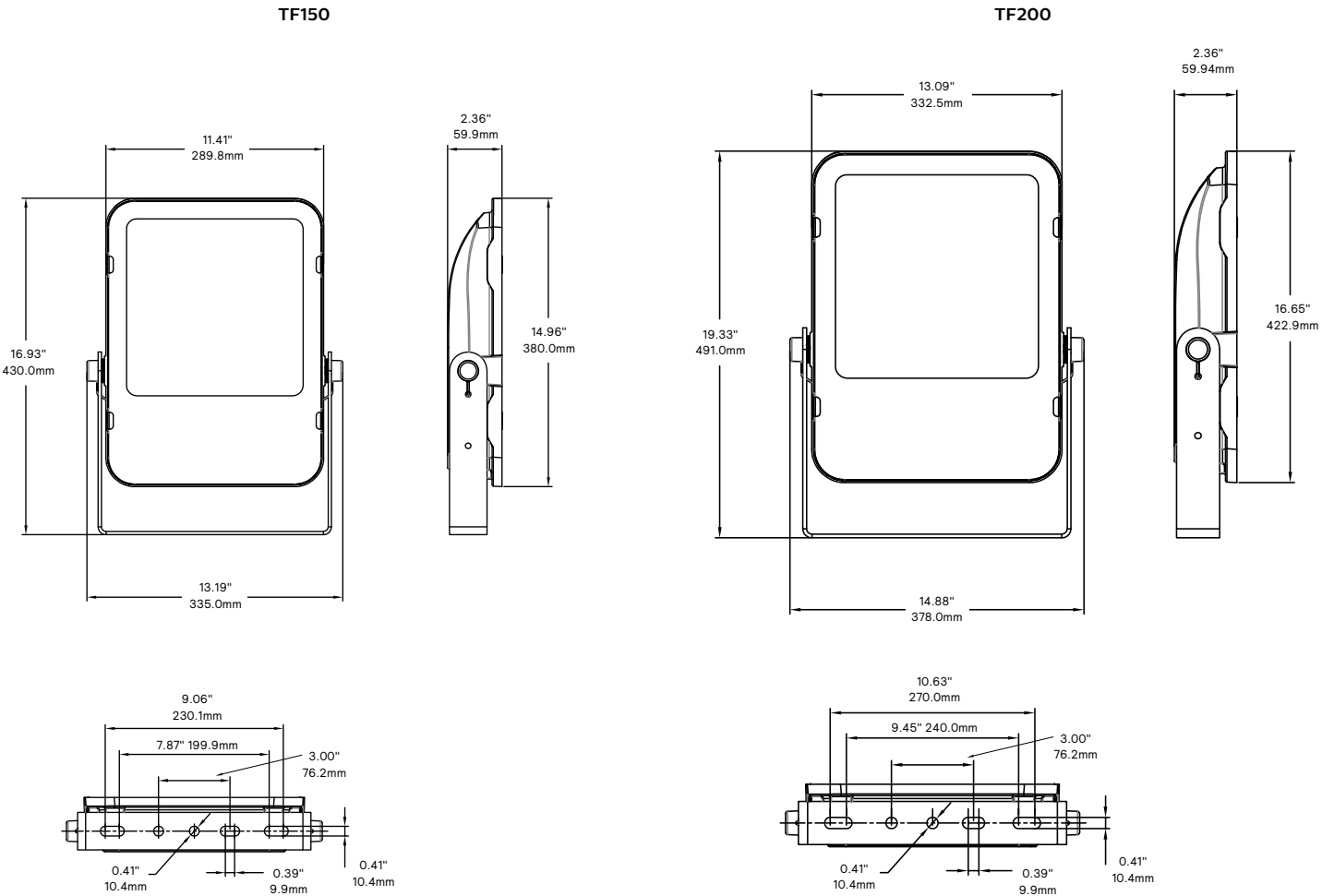
TF100



TF10/30/50/100/150/200 Slim flood

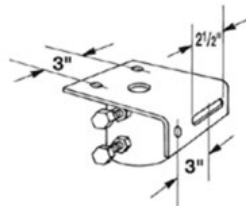
LED floodlights, 10-200W

Dimensions TF150/200



Accessory

(ordered separately, field installed)



USF10BRZ

Mounting adapter for trunnion, fits 2-3/8" O.D. tenon, bronze finish.

EPA and Weight

Product	Effective Projected Area (EPA-ft ²)			Weight
	0° Aim	45° Aim	90° Aim	
TF10-NW-G1-K-FL-8-BZ	0.046	0.109	0.181	1.21lbs (0.55kg)
TF30-NW-G1-K-FL-8-BZ	0.083	0.197	0.325	2.16lbs (0.98kg)
TF50-NW-G1-K-FL-8-BZ	0.162	0.382	0.630	3.64lbs (1.65kg)
TF100-NW-G1-Y-FL-8-BZ	0.237	0.559	0.923	7.01lbs (3.18kg)
TF150-NW-G1-Y-FL-8-BZ	0.366	0.863	1.425	10.93lbs (4.96kg)
TF200-NW-G1-Y-FL-8-BZ	0.434	1.083	1.805	13.4lbs (6.08kg)

TF10/30/50/100/150/200 Slim flood

LED floodlights, 10–200W

LED Wattage and Lumen Values

Ordering Codes	Total LEDs	LED Current (mA)	Color Temp. (K)	Average System Wattage ¹	Lumen Output ^{1,2}	Efficacy (LPW)
TF10-NW-G1-K-FL-8-BZ	12	100	4000	9	1089	119
TF30-NW-G1-K-FL-8-BZ	30	100	4000	28	3256	115
TF50-NW-G1-K-FL-8-BZ	54	100	4000	48	5484	115
TF100-NW-G1-Y-FL-8-BZ	132	100	4000	100	12439	125
TF150-NW-G1-Y-FL-8-BZ	196	100	4000	150	18682	125
TF200-NW-G1-Y-FL-8-BZ	264	100	4000	199	24987	126
TF10-WW-G1-K-FL-8-BZ	12	100	3000	9	1054	117
TF30-WW-G1-K-FL-8-BZ	30	100	3000	28	3111	111
TF50-WW-G1-K-FL-8-BZ	54	100	3000	48	5081	106
TF10-CW-G1-K-FL-8-BZ	12	100	5000	9	1100	122
TF30-CW-G1-K-FL-8-BZ	30	100	5000	28	3260	116
TF50-CW-G1-K-FL-8-BZ	54	100	5000	48	5455	114
TF100-CW-G1-K-FL-8-BZ	132	100	5000	100	11852	119
TF150-CW-G1-K-FL-8-BZ	196	100	5000	150	17426	116
TF200-CW-G1-K-FL-8-BZ	264	100	5000	199	23084	116

1. Wattage and lumen output may vary by +/- 8% due to LED manufacturer forward volt specification and ambient temperature.

Wattage shown is average for 120V through 277V input. Actual wattage may vary by an additional +/- 10% due to actual input voltage.

2. Lumen values based on photometric tests performed in compliance with IESNA LM-79.

Predicted Lumen Depreciation Data

Predicted performance derived from LED manufacturer's data and engineering design estimates, based on IESNA LM-80 methodology. Actual experience may vary due to field application conditions. L70 is the predicted time when LED performance depreciates to 70% of initial lumen output. Calculated per IESNA TM21-11. Published L70 hours limited to 6 times actual LED test hours.

Ambient Temperature °C	System Current	L70 per TM21 ^{1,2}	Lumen Maintenance @ 54,000hrs
25°C	4950 mA	>76,000	84%

1. L₇₀ is the predicted time when LED performance depreciates to 70% of initial lumen output.

2. Calculated per IESNA TM 21-11. Published L₇₀ hours limited to 6 times actual LED test hours.

The information presented in this document is not intended as any commercial offer and does not form part of any quotation or contract.



© 2020 Signify Holding. All rights reserved. The information provided herein is subject to change, without notice. Signify does not give any representation or warranty as to the accuracy or completeness of the information included herein and shall not be liable for any action in reliance thereon. The information presented in this document is not intended as any commercial offer and does not form part of any quotation or contract, unless otherwise agreed by Signify.

Signify North America Corporation
200 Franklin Square Drive,
Somerset, NJ 08873
Telephone 855-486-2216

Signify Canada Ltd.
281 Hillmount Road,
Markham, ON, Canada L6C 2S3
Telephone 800-668-9008

All trademarks are owned by Signify Holding or their respective owners.